

29 October 2024

We make our path fully
committed to deliver
9M24 results presentation



ctt

Disclaimer

DISCLAIMER

This document has been prepared by CTT – Correios de Portugal, S.A. (the “Company” or “CTT”) exclusively for use during the presentation of the 9M24 results. As a consequence thereof, this document may not be disclosed or published, nor used by any other person or entity, for any other reason or purpose without the express and prior written consent of CTT. This document (i) may contain summarised information and be subject to amendments and supplements, and (ii) the information contained herein has not been verified, reviewed nor audited by any of the Company’s advisors or auditors.

Except as required by applicable law, CTT does not undertake any obligation to publicly update or revise any of the information contained in this document. Consequently, the Company does not assume liability for this document if it is used for a purpose other than the above. No express or implied representation, warranty or undertaking is made as to, and no reliance shall be placed on, the accuracy, completeness or correctness of the information or the opinions or statements expressed herein. Neither the Company nor its subsidiaries, affiliates, directors, employees or advisors assume liability of any kind, whether for negligence or any other reason, for any damage or loss arising from any use of this document or its contents. Neither this document nor any part of it constitutes a contract, nor may it be used for incorporation into or construction of any contract or agreement.

This document has an informative nature and does not constitute, nor must it be interpreted as, an offer to sell, issue, exchange or buy any financial instruments (namely any securities issued by CTT or by any of its subsidiaries or affiliates), nor a solicitation of any kind by CTT, its subsidiaries or affiliates. Distribution of this document in certain jurisdictions may be prohibited, and recipients into whose possession this document comes shall be solely responsible for informing themselves about, and observing any such restrictions. Moreover, the recipients of this document are invited and advised to consult the public information disclosed by CTT on its website (www.ctt.pt) as well as on the Portuguese Securities Market Commission’s website (www.cmvm.pt). In particular, the contents of this presentation shall be read and understood in light of the financial information disclosed by CTT, through such means, which prevail in regard to any data presented in this document. By attending the meeting where this presentation is made and reading this document, you agree to be bound by the foregoing restrictions.

FORWARD-LOOKING STATEMENTS

This presentation contains forward-looking statements. All the statements herein which are not historical facts, including, but not limited to, statements expressing our current opinion or, as applicable, those of our directors regarding the financial performance, the business strategy, the management plans and objectives concerning future operations and investments are forward-looking statements. Statements that include the words “expects”, “estimates”, “foresees”, “predicts”, “intends”, “plans”, “believes”, “anticipates”, “will”, “targets”, “may”, “would”, “could”, “continues” and similar statements of a future or forward-looking nature identify forward-looking statements.

All forward-looking statements included herein involve known and unknown risks and uncertainties. Accordingly, there are or will be important factors that could cause our actual results, performance or achievements to differ materially from those indicated in these statements. Any forward-looking statements in this document reflect our current views concerning future events and are subject to these and other risks, uncertainties and assumptions relating to the results of our operations, growth strategy and liquidity, and the wider environment (specifically, market developments, investment opportunities and regulatory conditions).

Although CTT believes that the assumptions beyond such forward-looking statements are reasonable when made, any third parties are cautioned that forward-looking information and statements are subject to various risks and uncertainties, many of which are difficult to predict and generally beyond the control of CTT, what could cause the models, objectives, plans, estimates and / or projections to be materially reviewed and / or actual results and developments to differ materially from those expressed in, or implied or projected by, the forward-looking information and statements.

Forward-looking statements (in particular, the objectives, estimates and projections as well as the corresponding assumptions) do neither represent a commitment regarding the models and plans to be implemented, nor are they guarantees of future performance, nor have they been reviewed by the auditors of CTT. You are cautioned not to place undue reliance on the forward-looking statements herein.

All forward-looking statements included herein speak only as at the date of this presentation. Except as required by applicable law, CTT does not undertake any obligation to publicly update or revise any forward-looking statements, whether as a result of new information, future events or otherwise.

Operational review

ctt

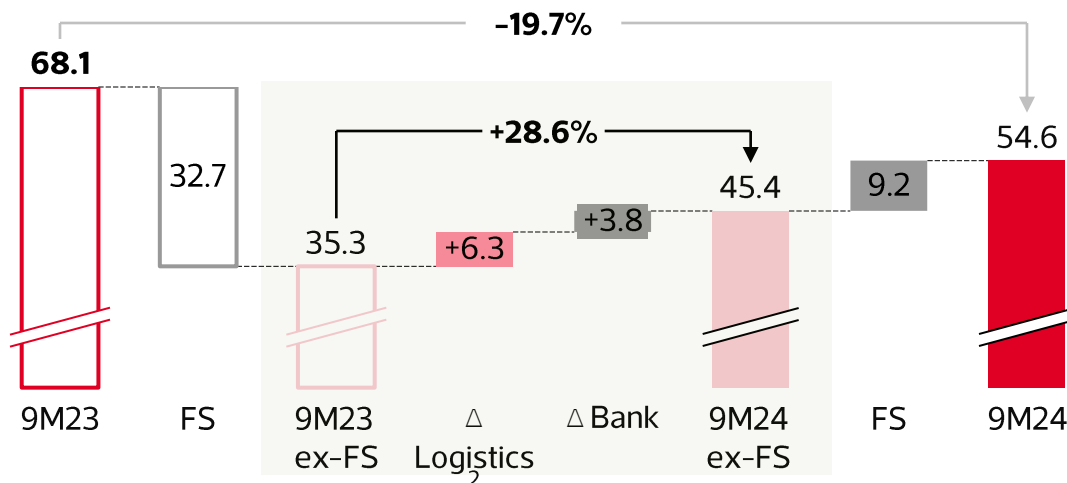
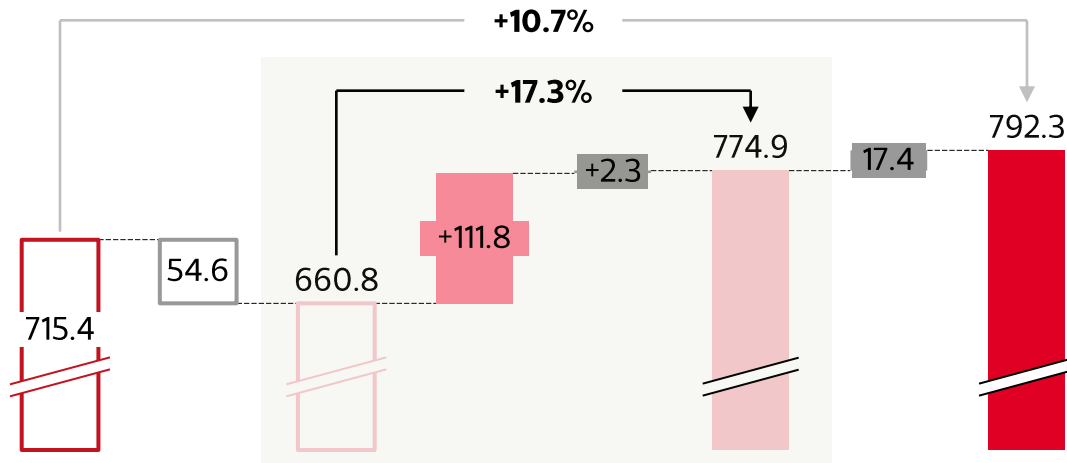


Progression towards targets and FS normalising

Overview

Revenues¹ & Recurring EBIT¹

€ million



Logistics

Express & Parcels

- Record volumes, with Summer 2024 above peak season 2023
- +46% y.o.y in items delivered in 9M24 (>98 million)
- Recurring EBIT margin in 3Q24 of 8.7%
- Outlook of a record-breaking peak season in 4Q24

Mail & Other

- Prices and mix compensating softer volumes
- Strong 4Q24 expected with +6.8% working days, recovery of mail backlog and increased cost sharing from FS

Bank and Financial Services

Financial Services

- Wide adoption of CTT app for subscription of savings certificates
- Increase in limits drives strong recovery in placements already observed in October

Bank

- Continued client growth (+29k new accounts in 9M24)
- Focus on client engagement underpinning growth of business volumes
 - +46% y.o.y in deposits
- Record RoTE at 12.4%³ in 9M24

¹Excludes specific items

²Includes Express & Parcels and Mail & Other

³Recurring RoTE, cumulative, excluding specific items and normalized assuming a tangible equity of 15% of average RWAs, compatible with the CMD 2022 targets; Under the current capital structure the RoTE is 9.6% for 9M24.

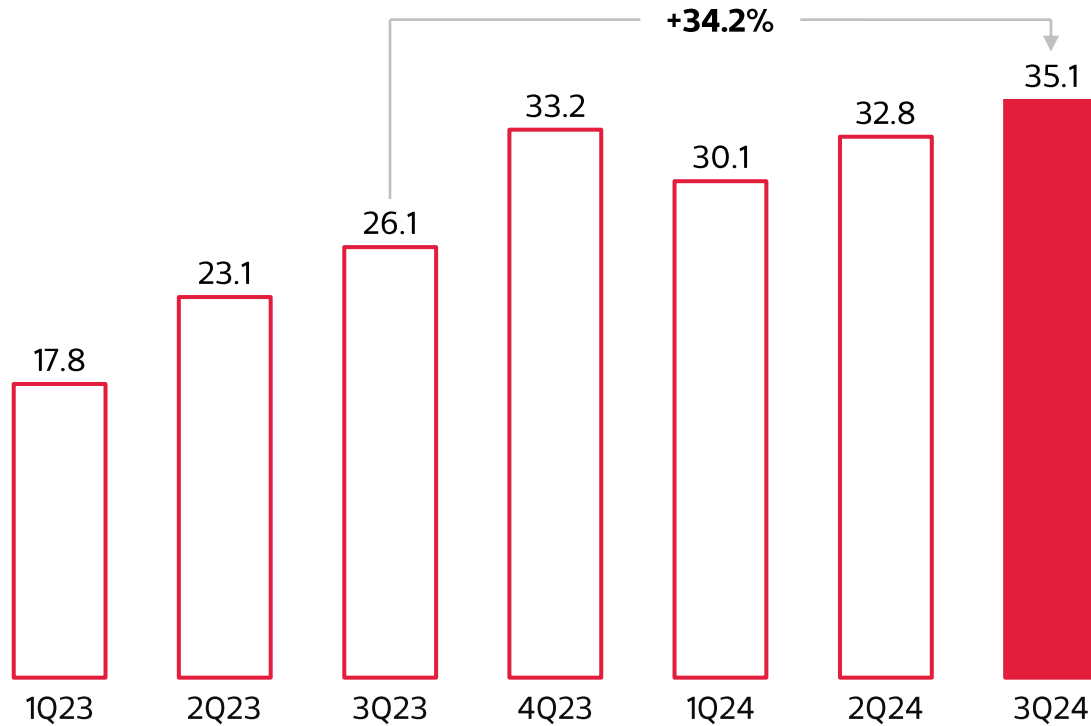
Continued volume growth in E&P Iberia



Express & Parcels

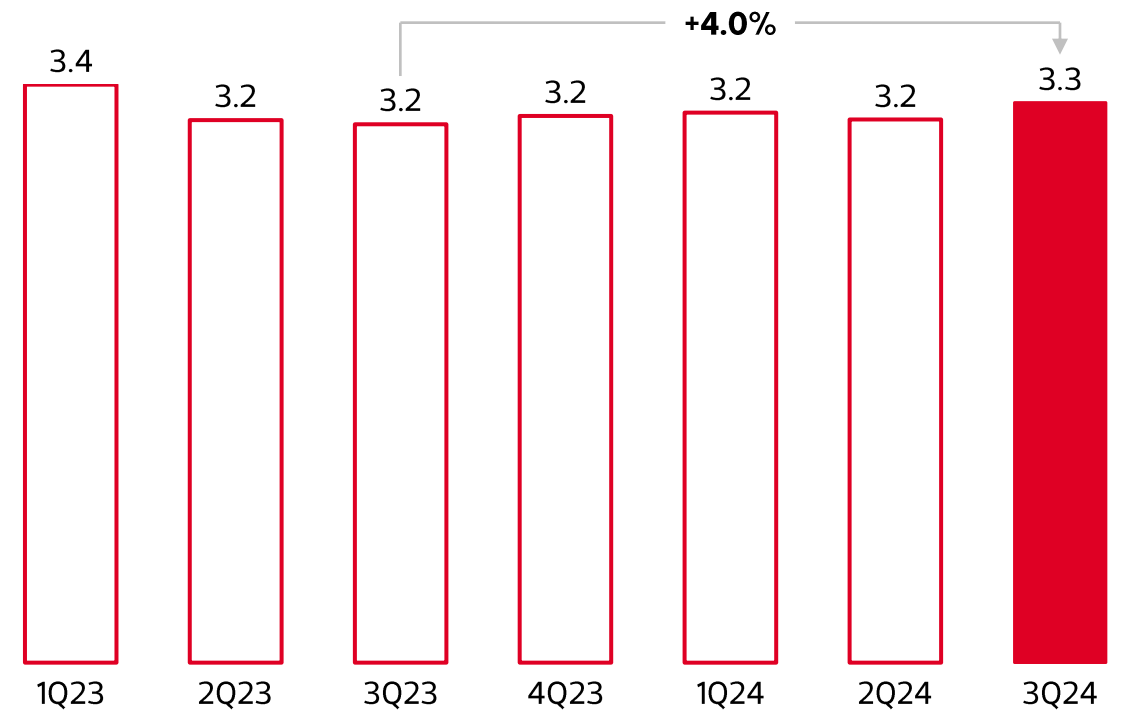
E&P Iberia | CEP Volumes

million items



E&P Iberia | CEP Average revenue per item

€



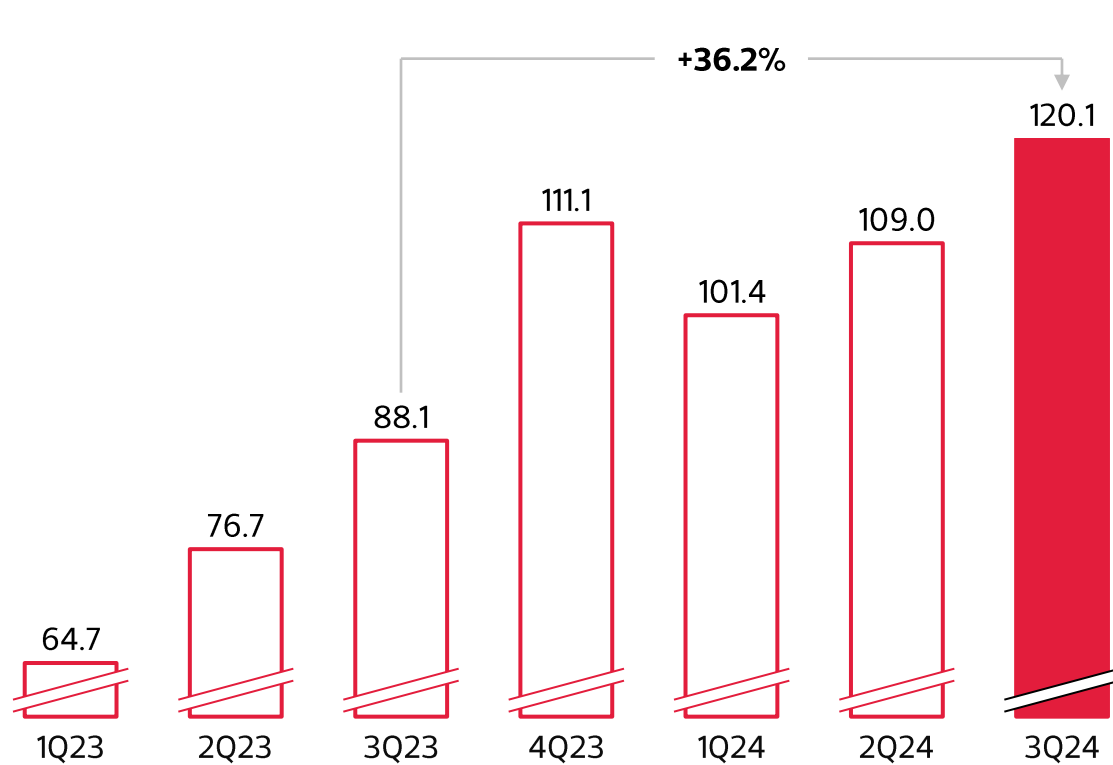
Ready for a very strong peak season in 4Q24

Growth is driving scale and margin expansion

Express & Parcels

E&P | Revenues

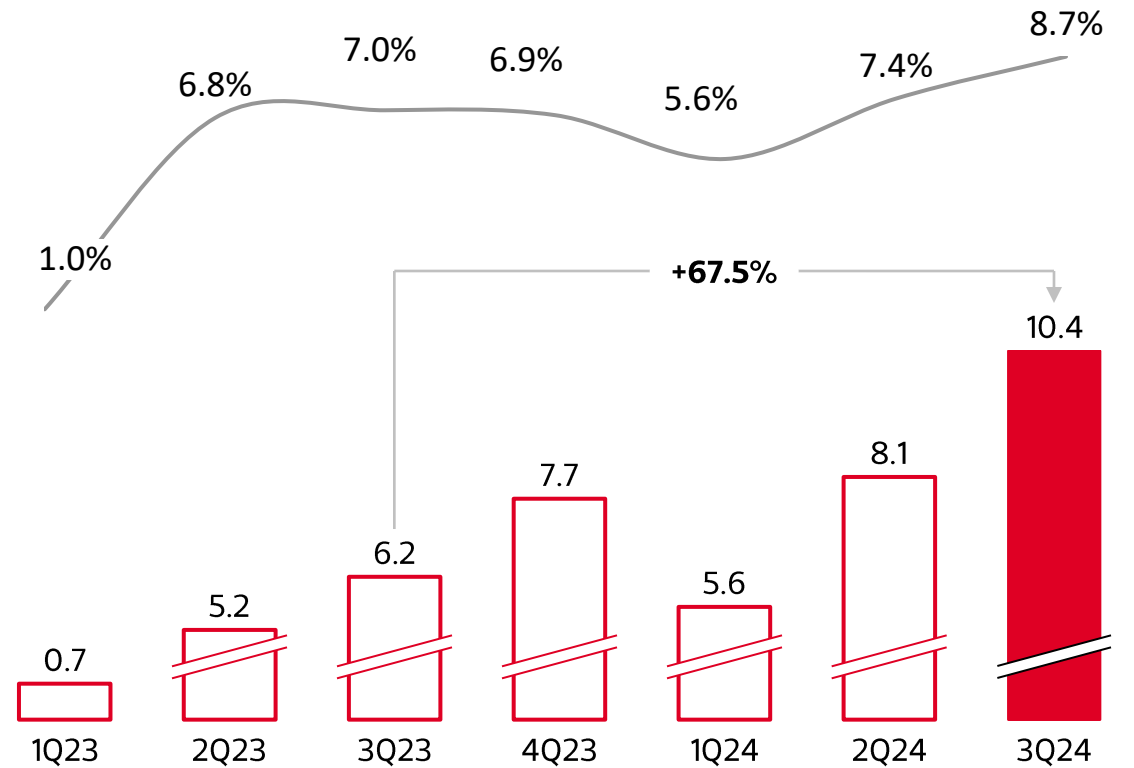
€ million; % change y.o.y.



E&P | Recurring EBIT

€ million; % change y.o.y.

— margin



Volume growth underpinning operational leverage

Price and mix offsetting light, albeit improving, volumes

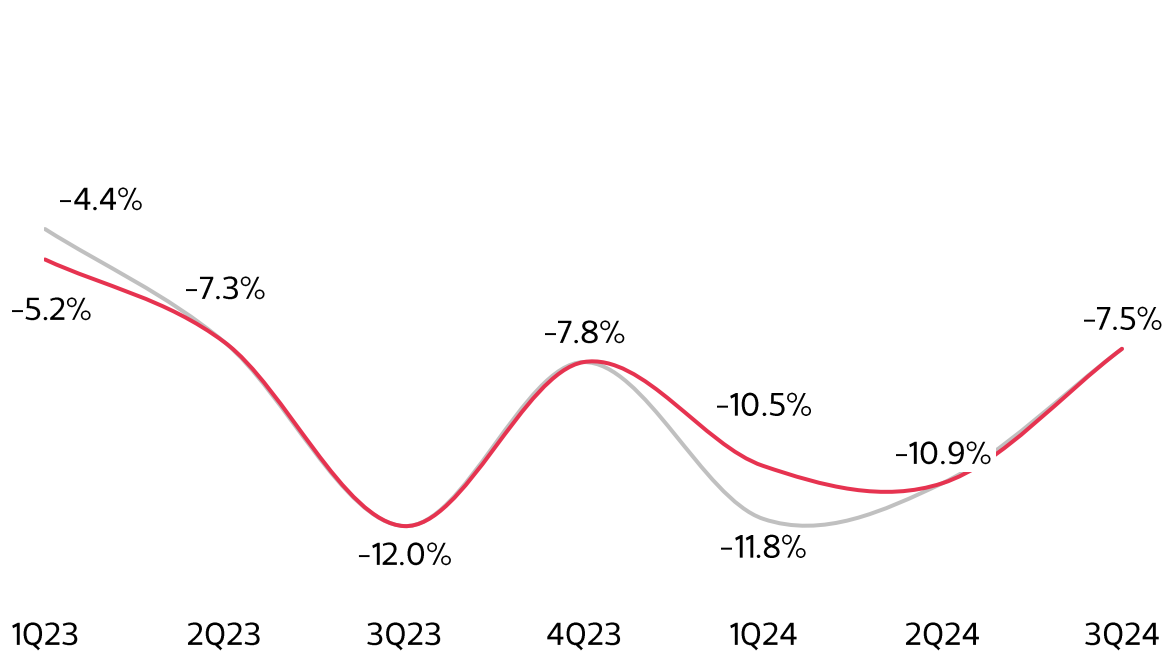


Mail & Other

Addressed mail volumes

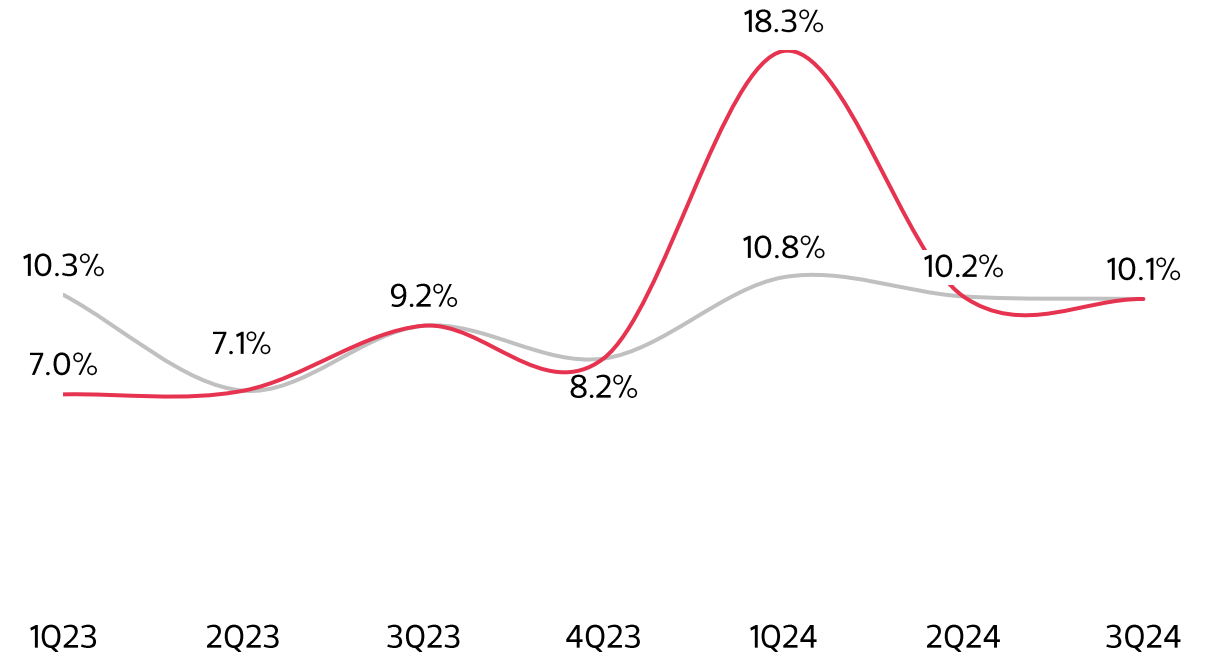
% change vs. prior year

- Adjusted for elections impact
- Reported



Average revenue per item

% change vs. prior year



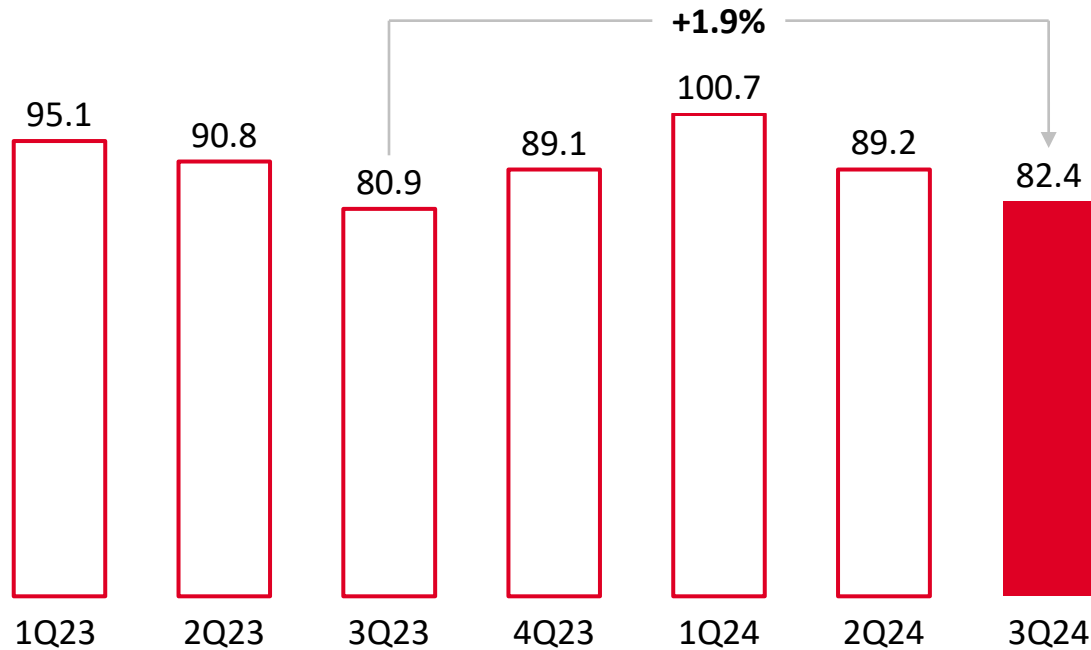
4Q24 to benefit from more working days (+6.8% y.o.y)

3Q24 impacted by increased backlog from public admin

Mail & Other

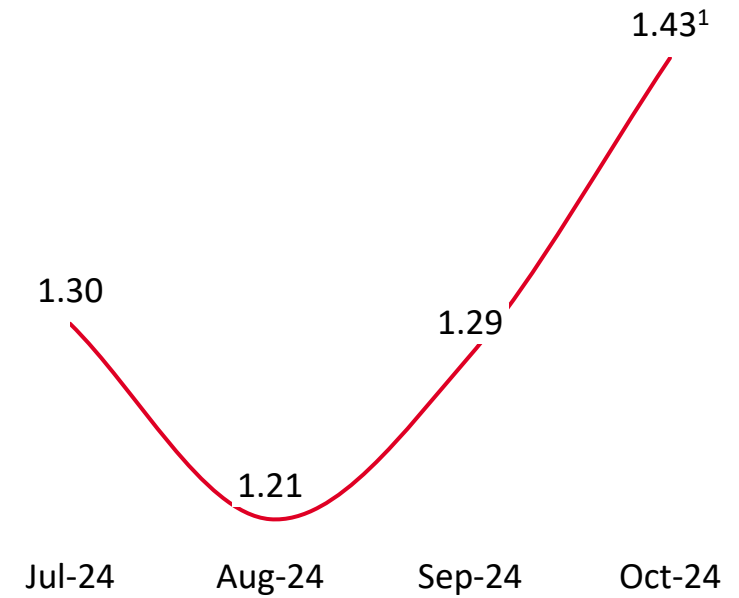
Addressed mail revenues

€ million



Addressed mail revenues per working day

€ million



We are observing a recovery in volumes in October

¹Provisional data until 23 October that may suffer adjustments

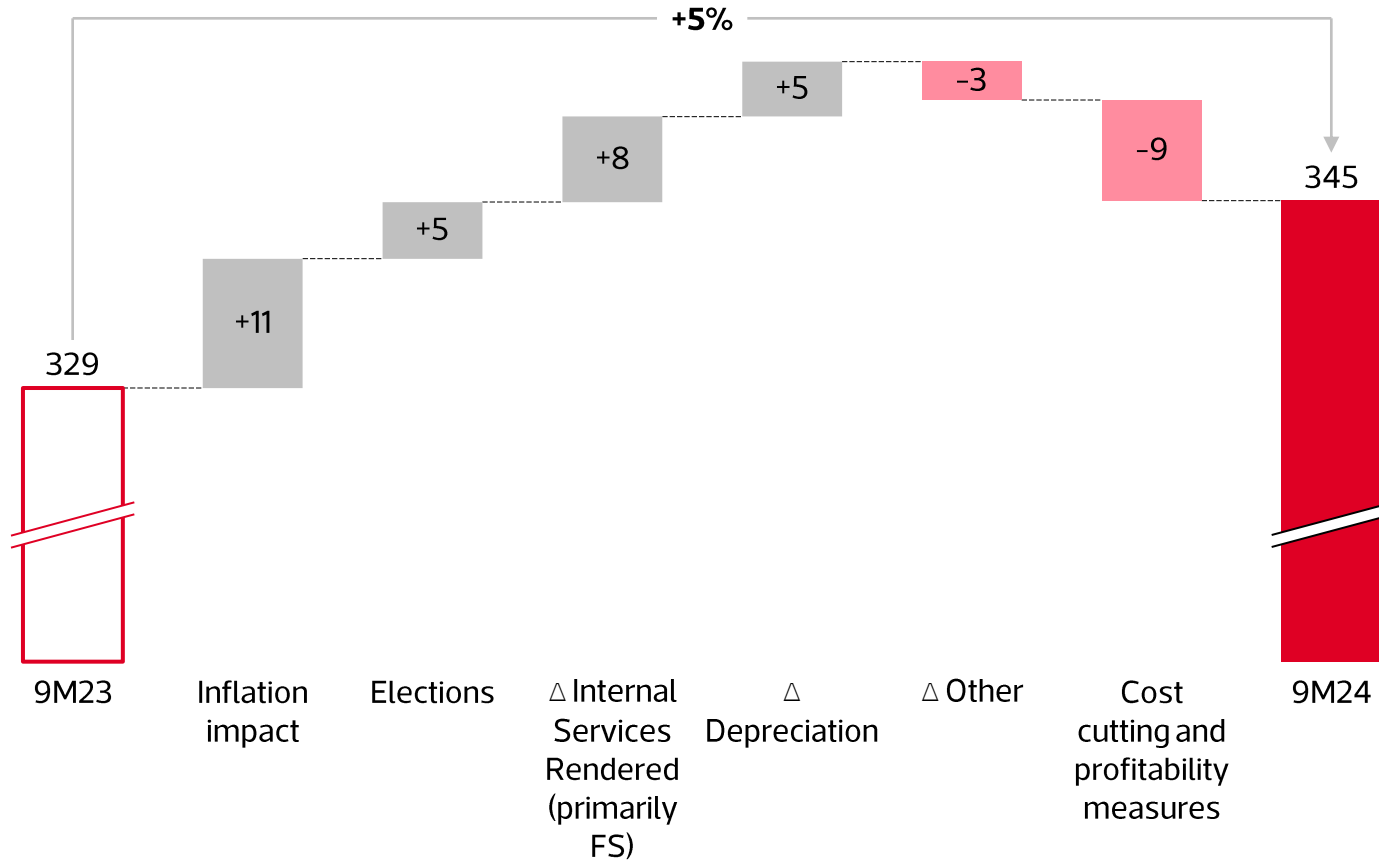
Inflation, elections and lower FS drove expenses, notwithstanding cost cutting



Mail & Other

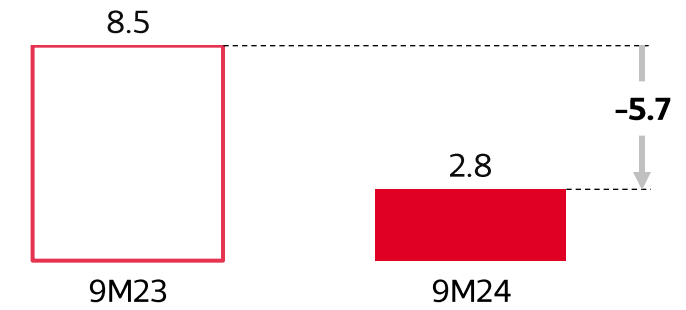
Mail & Other | Costs (Rec. EBIT level)

€ million



Mail & Other | Rec. EBIT

€ million



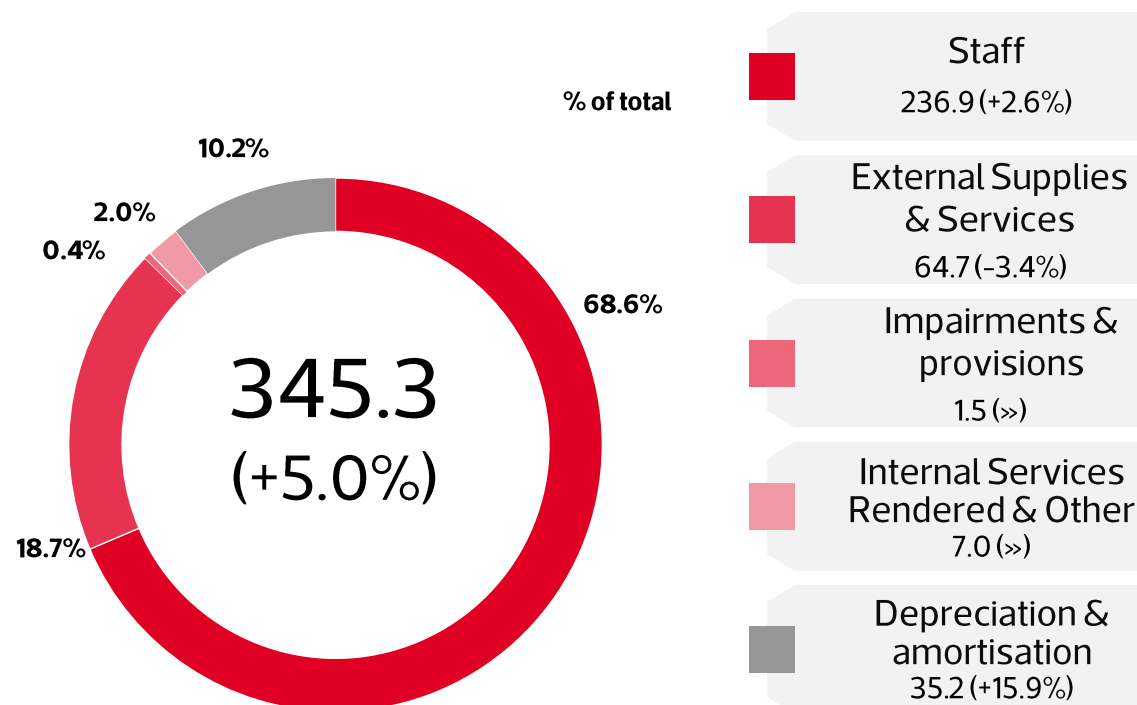
Assuming normalised placement activity, recurring EBIT in Mail & Other would be €2.8 million higher

Cost efficiency programme ongoing with expected results in 2024 and onwards

Mail & Other

Mail & Other | 9M24 Costs (Rec. EBIT level)

€ million; % change vs. prior year; % of total



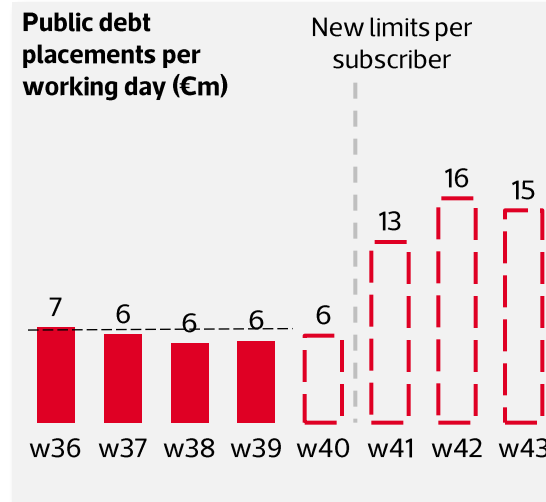
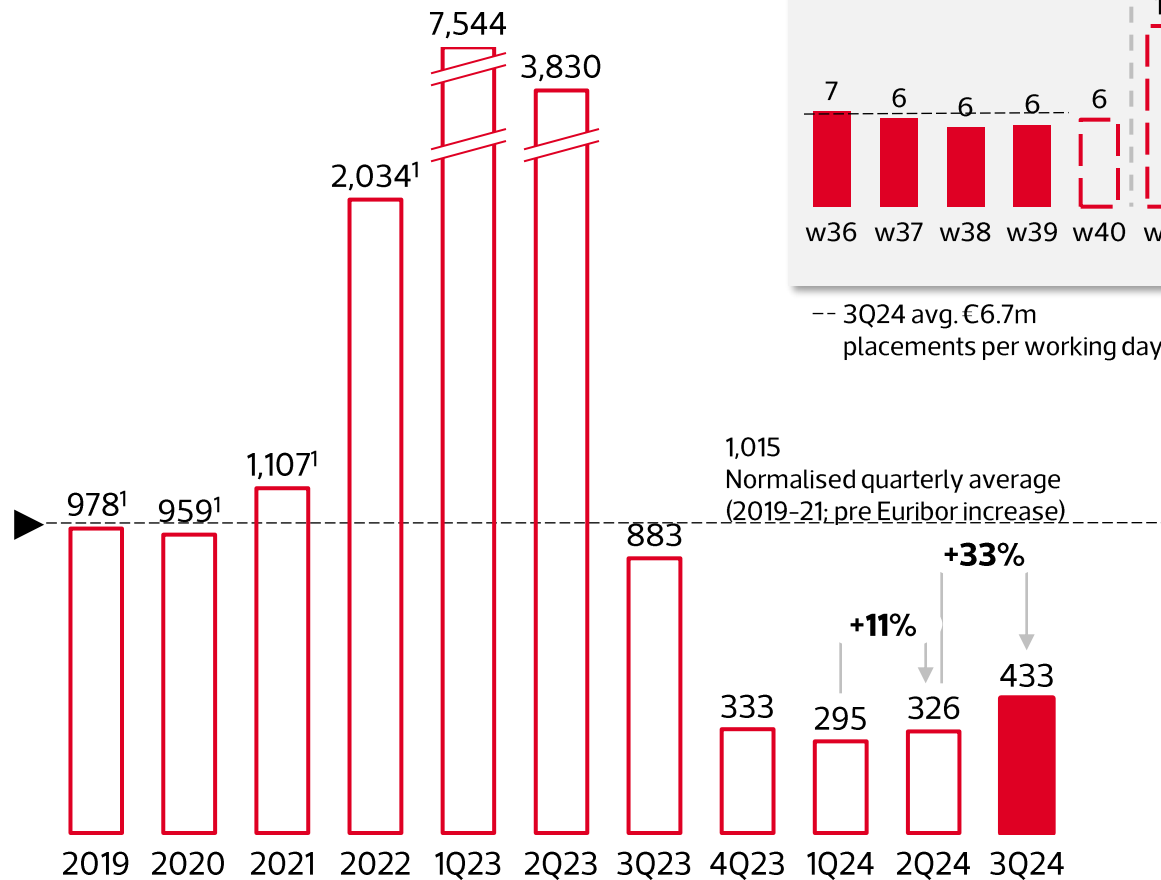
- Cost efficiency programme ongoing with expected results in 2024 and onwards
 - Aiming for additional gains through changes in the distribution model, which will impact the number of routes and increase distribution time of the mailmen network.
 - Increasing focus in revenue per headcount in the retail channel network.
 - Continue to unlock value to offset inflation through the cost cut program with an estimated cumulative impact above the € 20 m cumulative target in 2024 (CMD2022)
- While inflation is normalising, the USO pricing formula will still enable recovery of past inflation
- Normalisation of public debt placements will increase commercial activity enabling a recovery of fixed costs

Increase in ceilings driving strong recovery in public debt placements

Financial Services

Public Debt placements, per quarter

€ million



-- 3Q24 avg. €6.7m placements per working day

Limits per subscriber doubled from €50k to €100k as from 7 October onwards

CTT online platform for subscription of debt certificates with strong adoption

Marketing campaigns to highlight the attractiveness of public debt certificates, which is improving vis-a-vis deposits

In line with expectations, recent trends are pointing towards a normalisation of placement levels

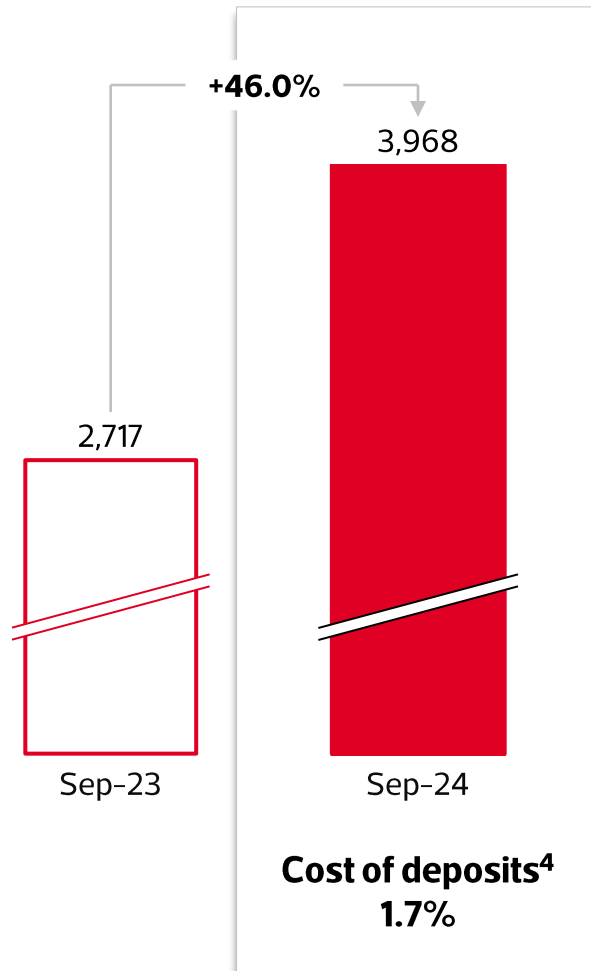
¹Total debt placements in 2019, 2020, 2021 and 2022 were €3.9b, €3.8b, €4.4b and €8.1b, respectively. Figures presented in chart correspond to the quarterly average in those years.

Improved client engagement by BCTT driving resources

Bank

Customer deposits¹

€ million, EoP

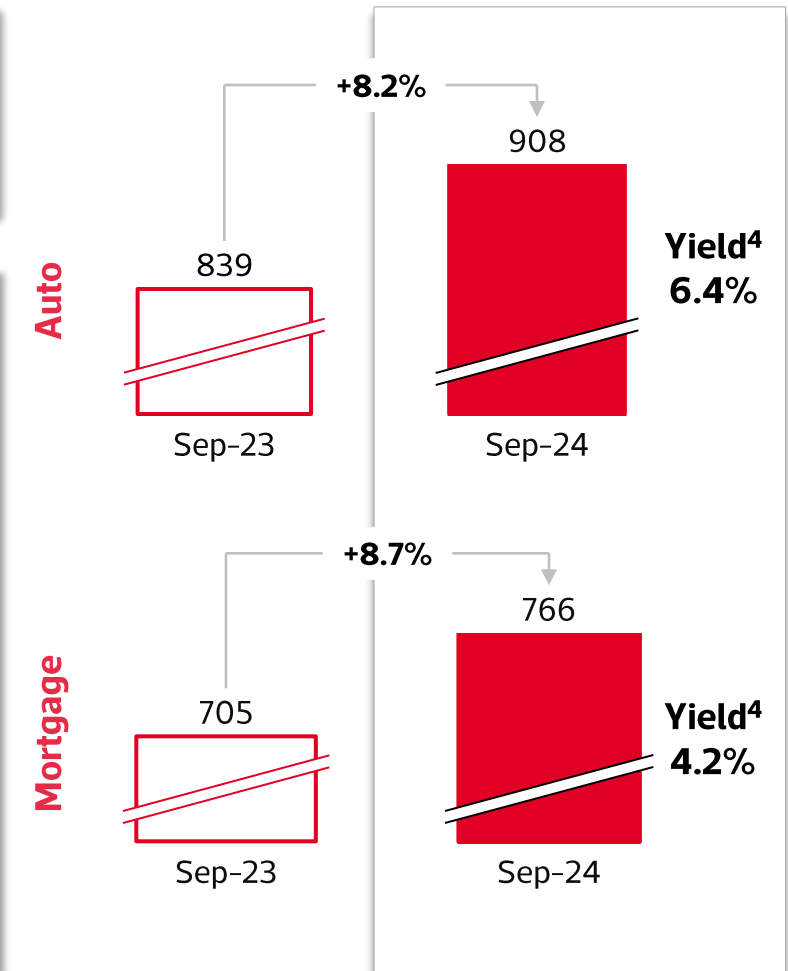


Banco CTT is gaining market share
(Portuguese deposits⁵ grew by 7.9%)

- Improving client engagement by:
- Revamping Banco CTT hubs and upgrade core platform and digital channels
 - Reinforcing commercial capabilities to drive a more aggressive commercial approach
 - Loan growth subject to strict and unchanged risk appetite

Loans volumes²

€ million, EoP



¹Retail Deposits, consolidated accounts; ²Net of impairments; ³Consolidated contribution; ⁴Cumulative; ⁵Deposits and deposit-like instruments; information from Banco de Portugal

Record RoTE in Banco CTT, in line with CMD22 targets



Bank

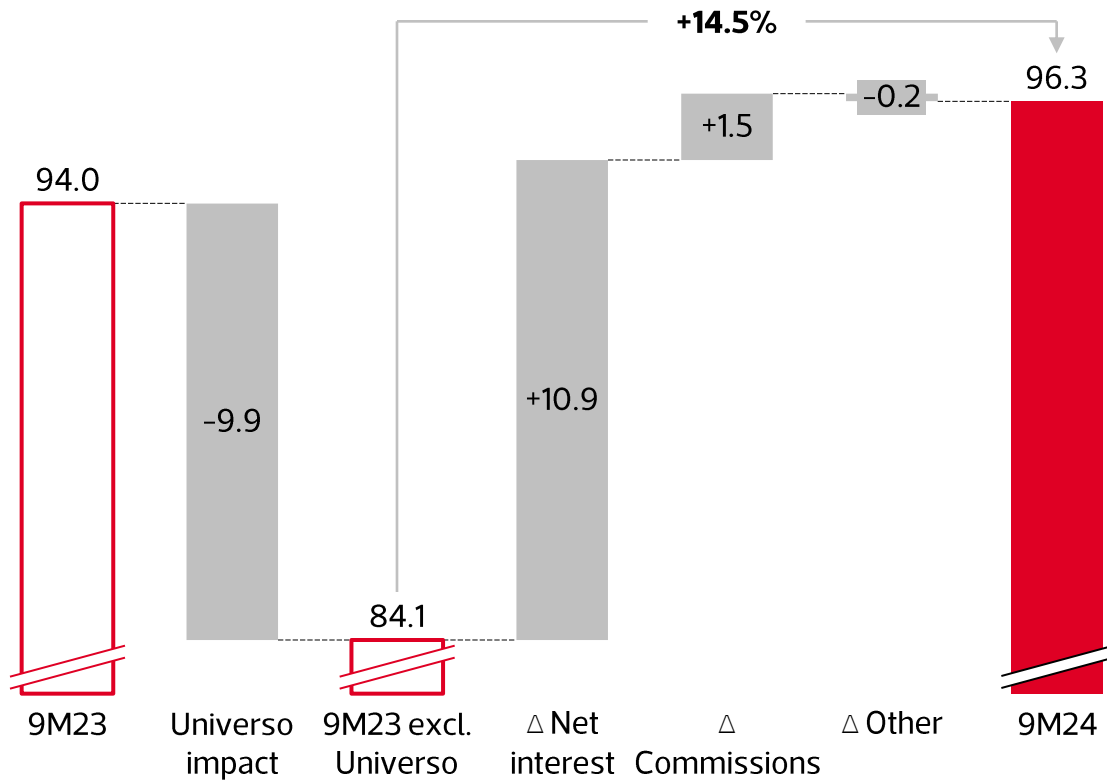
Revenues

€ million; % change vs. prior year

% NIM¹

3.0%

2.2%



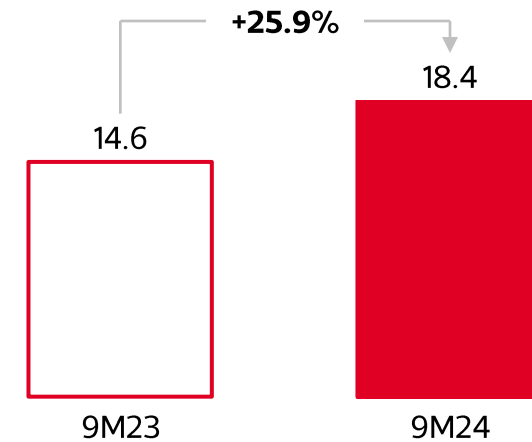
Profit before Taxes³

€ million; % change vs. prior year

RoTE²:

8.6%

12.4%



¹Cumulative;

²Recurring RoTE, cumulative, excluding specific items and normalized assuming a tangible equity of 15% of average RWAs, compatible with the CMD 2022 targets; Under the current capital structure the RoTE is 9.6% for 9M24.

³Banco CTT consolidation perimeter, excluding specific items;

Financial review



ctt

Consolidated EBIT and FCF should recover with improving debt placements



Financial Review

Key financial indicators

€ million; % change vs. prior year

	Quarter			9 months		
	3Q23	3Q24	y.o.y	9M23	9M24	y.o.y
Revenues¹	235.0	267.9	14.0%	715.4	792.3	10.7%
Operating costs - EBITDA ²	199.5	228.1	14.3%	599.8	681.7	13.6%
EBITDA²	35.5	39.8	12.2%	115.6	110.6	-4.3%
Depreciation & amortisation	15.8	20.2	27.8%	47.5	55.9	17.7%
Recurring EBIT¹	19.7	19.6	-0.4%	68.1	54.6	-19.7%
Specific items	1.9	4.1	117.1%	11.0	6.7	-39.2%
EBIT	17.8	15.5	-12.8%	57.1	48.0	-16.0%
Financial result	-4.5	-4.9	-9.6%	-11.6	-13.1	-12.9%
Tax	3.8	2.4	-37.9%	10.0	6.4	-35.4%
Net profit attributable to equity holders	9.5	7.9	-16.2%	35.5	27.8	-21.9%
Free cash flow	16.6	-2.1	<<	64.5	8.5	-86.8%

¹Excluding Specific items;

²Excluding Specific items, depreciation & amortisation

E&P revenues growing 44% on 9M24

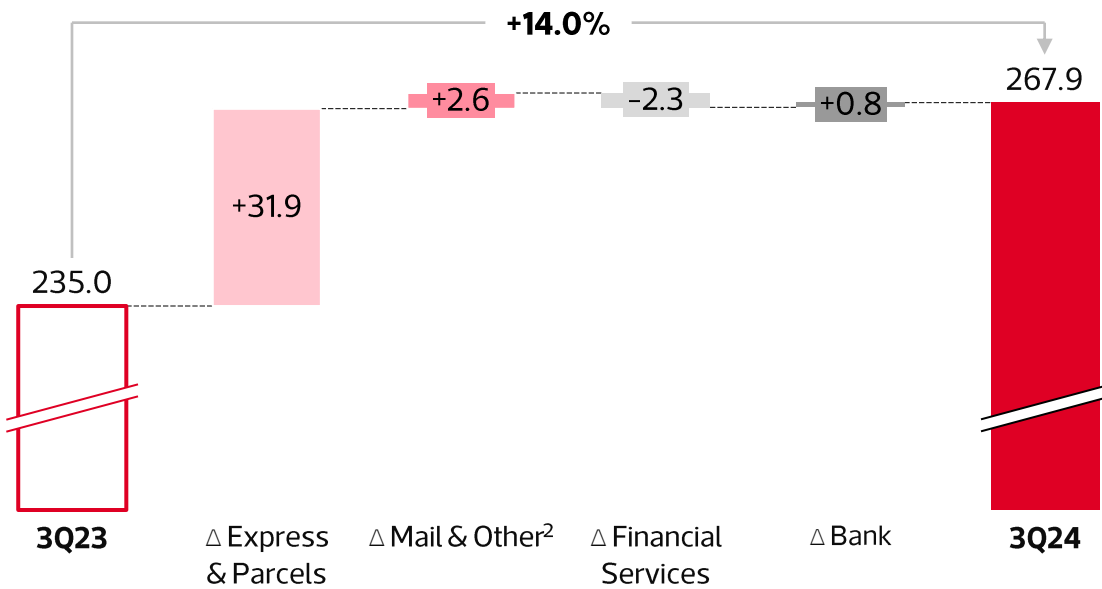
Financial Review

Revenues¹

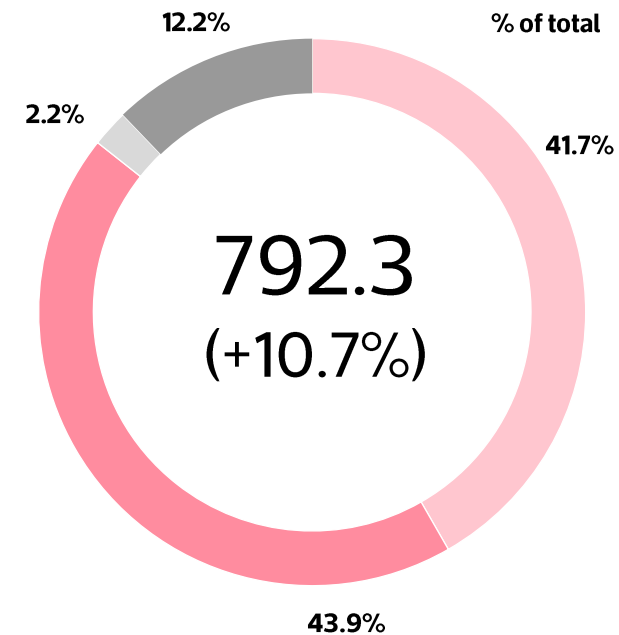
€ million; % change vs. prior year

Revenue¹ breakdown

€ million; % change vs. prior year; % of total



9M24



Express & Parcels	330.5 (+44.0%)
Mail & Other ²	348.2 (+3.2%)
Financial Services	17.4 (-68.2%)
Bank	96.3 (+2.5%)

A very strong 2024 peak season expected in E&P

¹Excluding Specific items

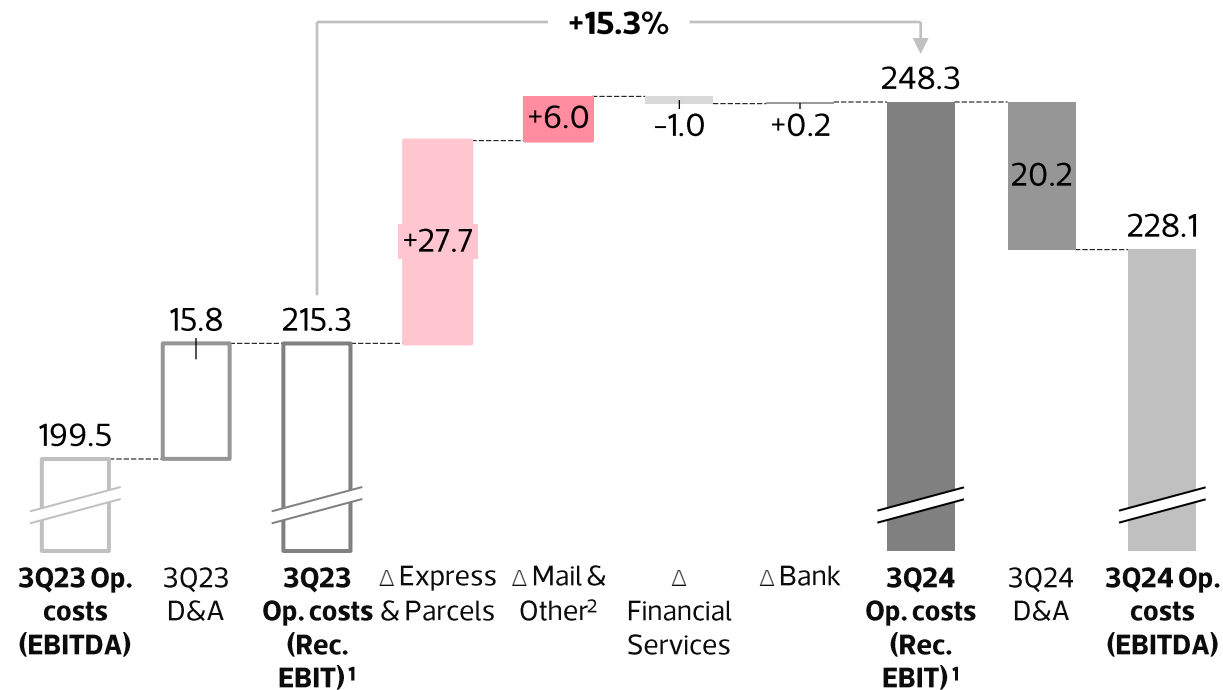
²Including Central Structure

Continued focus on cost reduction lessens the impact of inflation and stronger activity

Financial Review

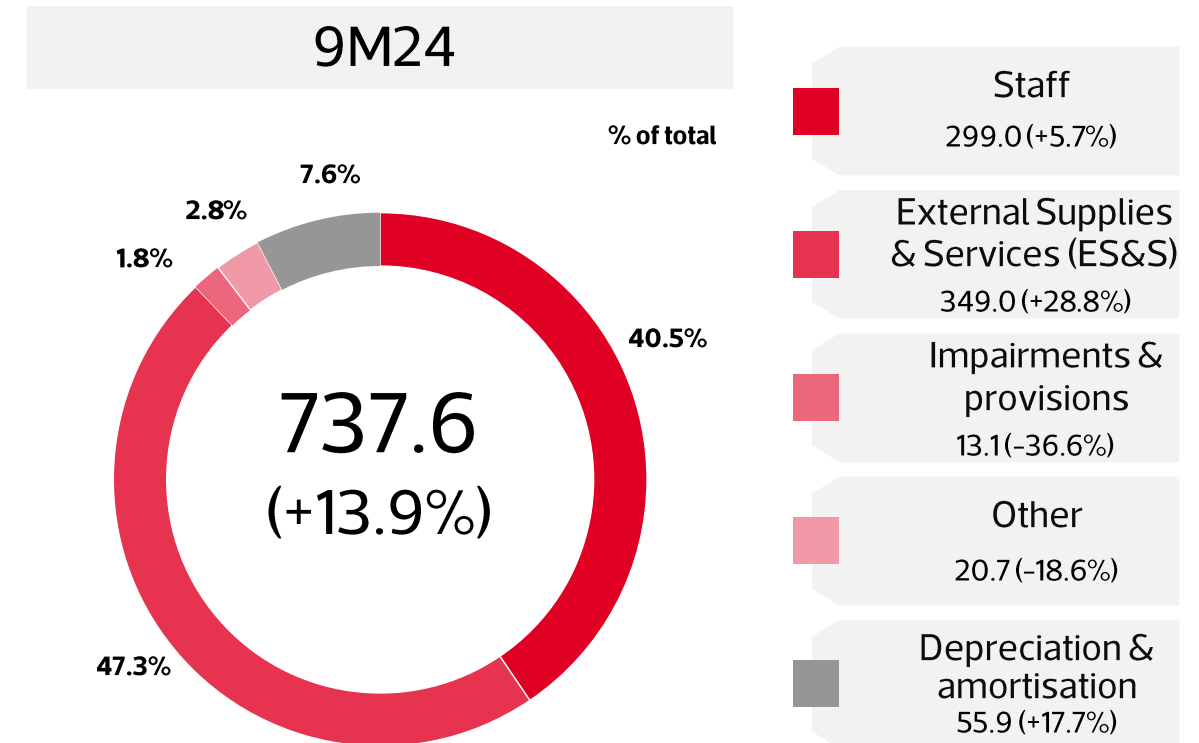
Operating costs¹

€ million; % change vs. prior year



Operating costs (Rec. EBIT)¹ breakdown

€ million; % change vs. prior year; % of total



In 3Q24:

- **E&P** costs grew by €27.7m mainly due to increased business activity
- **Mail & Other** costs increased €6.0m, due to inflation and lower FS contribution
- **Financial Services** costs decreased €1.0m, due to lower public debt placements
- **Bank** costs increased €0.2m mainly due to increase in staff costs, mostly offset by a reduction in impairment & provisions (-€3.2m)

¹Excluding Specific items;

²Including Central Structure

EBIT penalised by inflation and FS performance, which is improving with the new ceilings

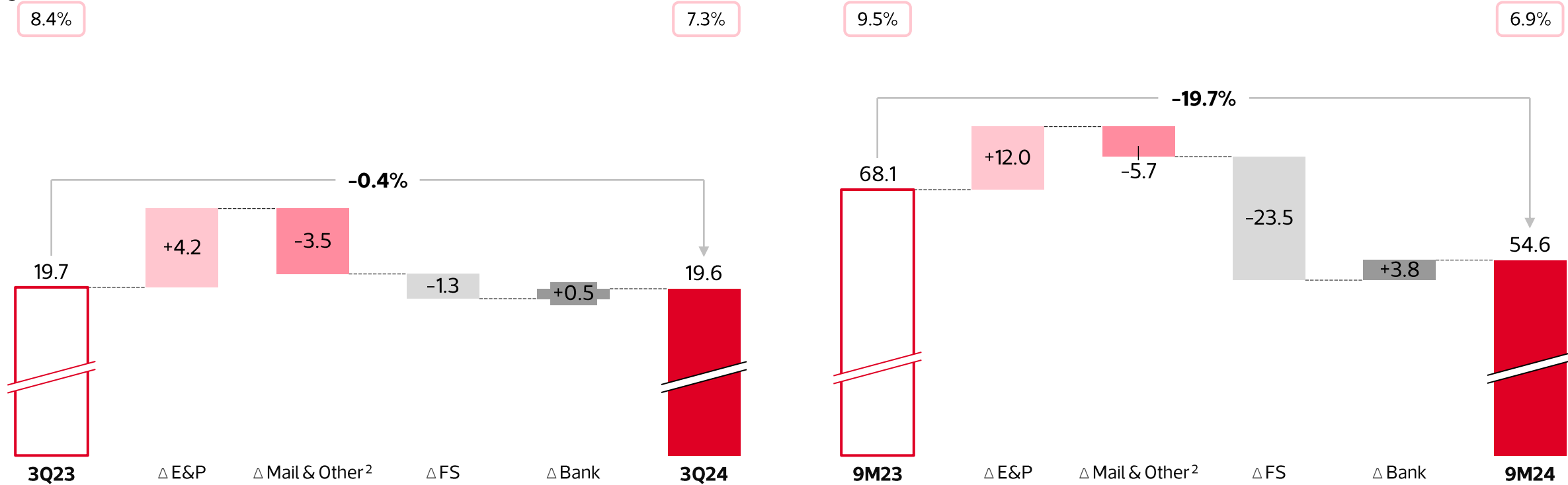


Financial Review

Recurring EBIT¹

€ million; % change vs. prior year

Margin:



Further cost-cutting initiatives against a backdrop of lower volumes and cost inflation

¹Excluding Specific items;

²Including Central Structure;

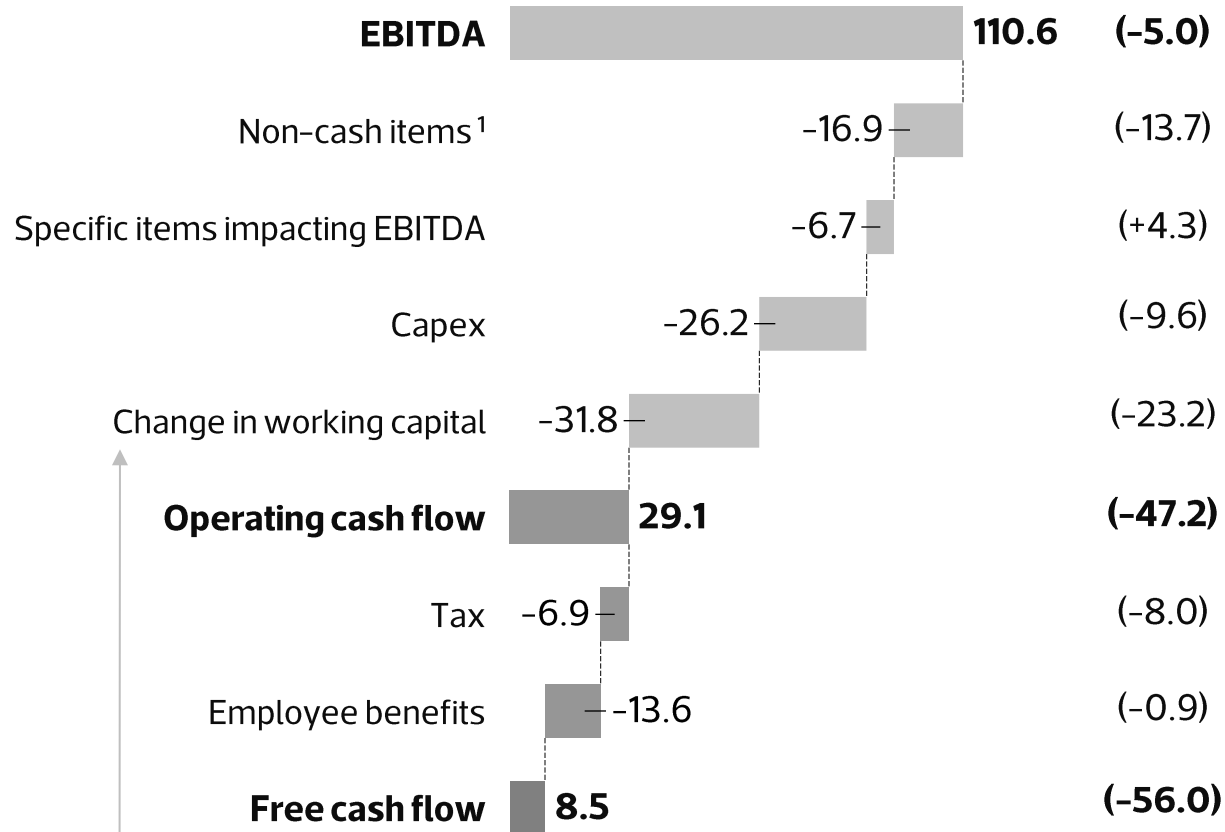
Net debt reflects primarily dividends paid and SBB, while FCF should improve in 4Q24



Financial Review

9M24 Cash flow

€ million; impact on cash flow vs. prior year



A/R from E&P customers (€17.8m) have been recovered in October

Net financial debt at 30 September 2024²

€ million

	Consolidated
(+) Cash & cash equivalents	209.8
(-) Net Financial Services & Other payables ³	149.1
(-) Banco CTT liabilities, net ³	-217.6
(-) Other ⁴	43.6
(=) Adjusted cash	234.6
(-) Financial debt	79.8
(=) Net cash position	154.8
(-) Lease liabilities (IFRS 16)	157.5
Net financial debt²	2.7

¹Impairments, provisions and IFRS 16 affecting EBITDA; ²Only financial debt presented in the table; it does not include net employee benefits of €129.7m as at 30 September 2024; ³The change in net liabilities of Financial Services and Banco CTT reflects the evolution of credit balances with third parties, depositors or other banking financial liabilities, net of the amounts invested in credit or investments in securities/banking financial assets, of entities of the CTT Group providing financial services, namely CTT financial services, Payshop, Banco CTT and 321 Crédito. ⁴The change in other cash items reflects the evolution of Banco CTT's sight deposits at Bank of Portugal, outstanding cheques/clearing of Banco CTT cheques, and impairment of sight and term deposits and bank applications

Outlook & Final
remarks

ctt



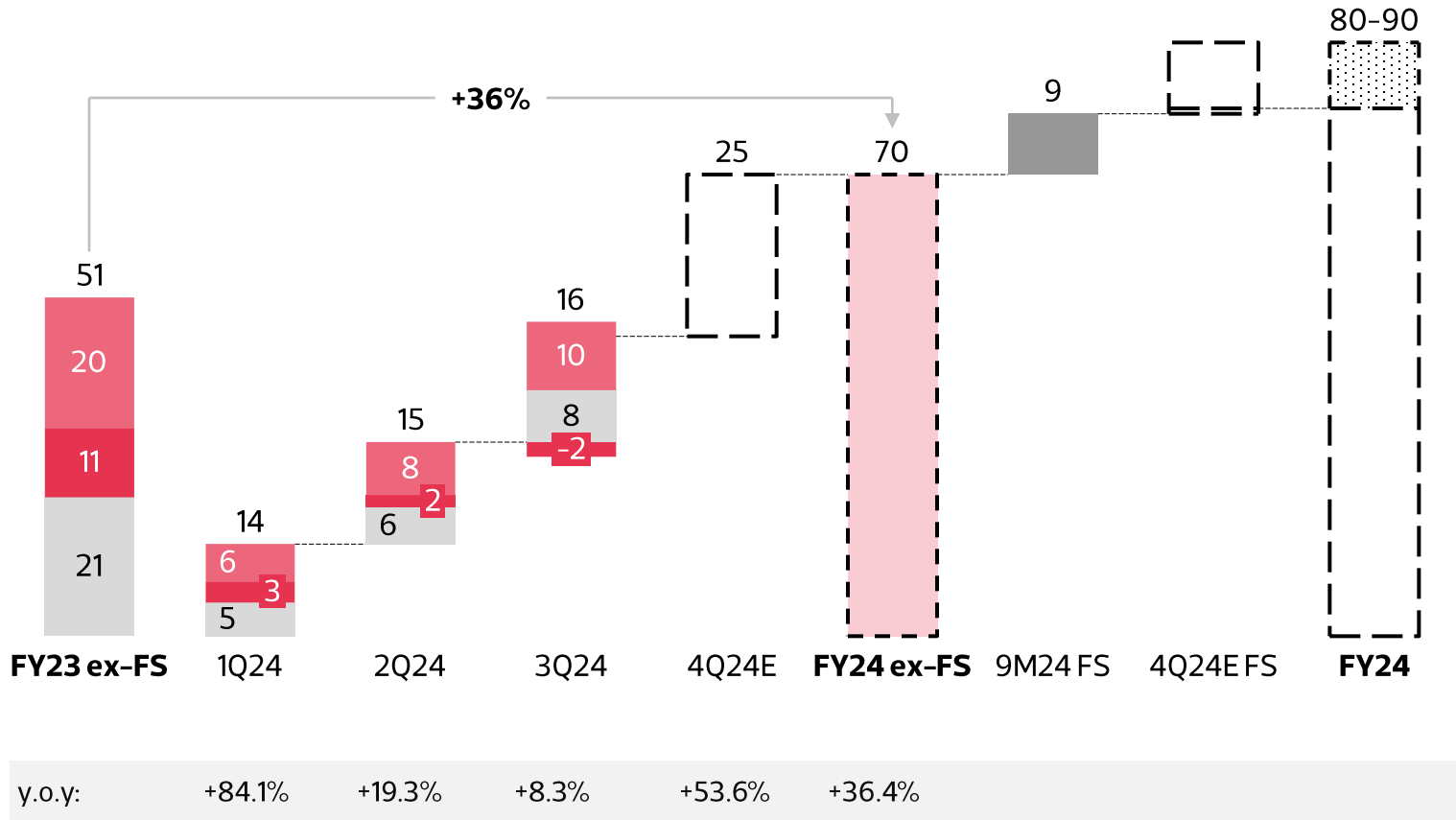
Reiterating guidance based on strong outlook for 4Q24



Outlook

Rec. EBIT

€ million



Peak season should be another record quarter for E&P

Mail revenues showing clear signs of improvement in October

Public debt placements significantly higher following signalling a strong 4Q24 for FS

Financial Services Express & Parcels Mail & Other Bank



29 October 2024

We make our path fully
committed to deliver
9M24 results presentation

Investor Relations

Phone: +351210 471087

E-mail: investors@ctt.pt

ctt.pt